




CHALICE





CROSS



GRAPES




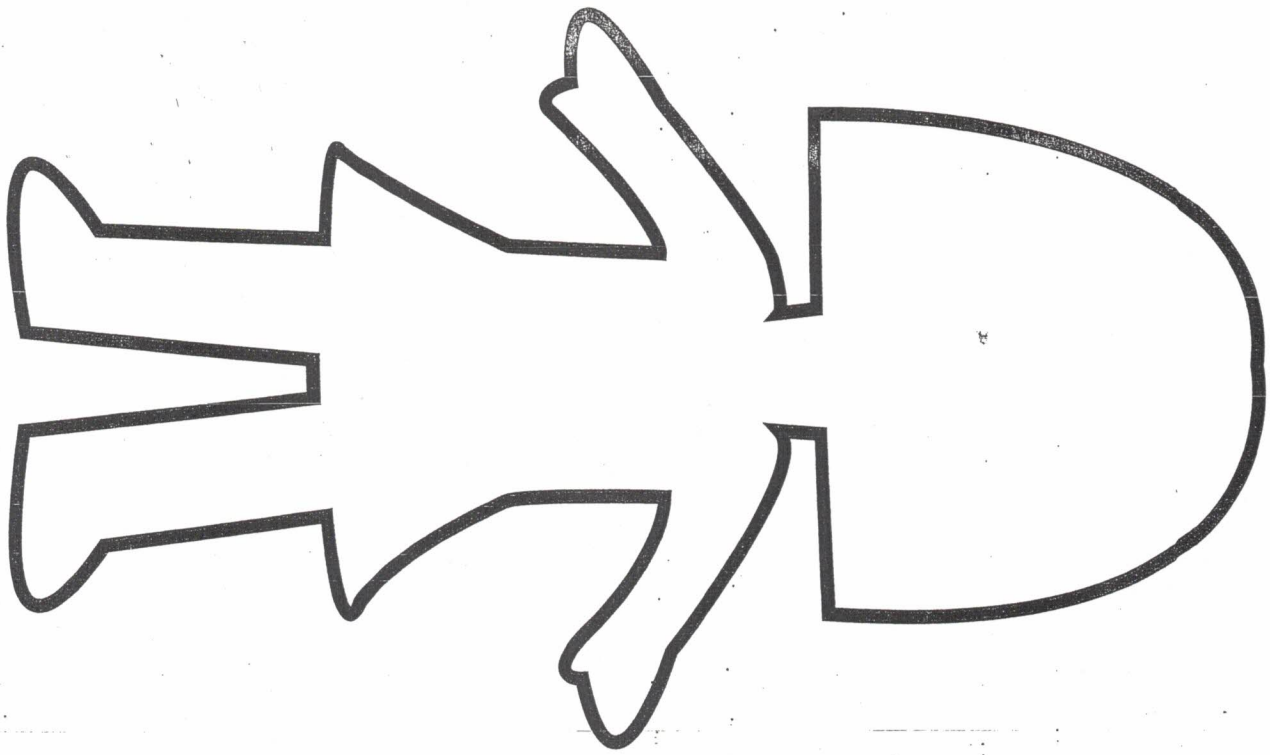
WHEAT



HEART

CANDLE





This symbol will personalize your child's banner in a very special way! Find a felt color that is close to his or her skin tone and one for his or her hair. Thread, tiny pieces of felt, or paint will work well to add their facial features. For the clothing, use thin paper to make your own patterns. Place the paper on top of the printed symbol shape and let your child draw a dress, veil, pants, jacket, tie, shoes, etc. Use these patterns to cut out the felt clothing.

CHILDREN

